

Yale **ERGO 360**[®] UT

Ratchet lever hoist
with safety gear

Utility!



SPECIAL APPLICATIONS SUCH AS OVERHEAD LINE CONSTRUCTION REQUIRE SPECIAL LIFTING EQUIPMENT. WE TOOK UP THIS CHALLENGE.

Before our engineers could throw themselves into new tasks, the following needed to be explored first:

How could the fields of application for the YaleERGO 360® be expanded?
And what conditions would have to be created for this?

To solve this, several companies active in overhead line construction were contacted and the requirements for a such hoist were specified in a joint dialogue. It was quickly established that there was a need for an integrated, independent braking/safety device.

Taking this information into account, the new YaleERGO 360® UT, based on the already proven YaleERGO 360®, has been optimised for use in overhead line construction.

This innovative safety gear, patent-pending, which prevents a sudden load drop works when a certain speed is exceeded during use as well as during inactive phases - especially when the device is tensioned for a long period of time.

The system safely absorbs the load after only 25-50 mm and thus prevents the creation of larger dynamic forces which could cause further damage.


Another highlight is the possibility of being able to lift at any time - even after the safety gear has been triggered due to safety reasons.

By turning the hand lever by a full turn in lifting direction, the safety gear is automatically unlocked. It can then be returned to its original position at the push of a button.

This means that the device can be removed and checked at any time without much effort

Automatically
acting safety gear

Button to fully
reset the safety gear



Drain openings on all sides of the housing prevent standing water and moisture

PATENT PENDING
AUTOMATICALLY ACTING SAFETY GEAR
DESIGNED FOR OPTIMAL EFFICIENCY & SAFETY

Directional indicator

Patented hand lever

Optional:
YKST chain stop or
KKL chain claw
(If the device under load remains unattended for a longer period!)



Yale **ERGO 360[®] UT**

Utility!

The Yale **ERGO 360[®] UT** is now also redefining the world of hoists for overhead line construction. The automatically acting safety gear, with a pending patent, once more increases the safety of use.

Here, too, the ergonomic and safety enhancing design of the device and the revolutionary, patented hand lever enable efficient work at any angle, for lifting and pulling applications.

CAPACITIES 1500 - 6000 KG

BENEFITS & FEATURES

AUTOMATICALLY ACTING SAFETY GEAR

The Yale **ERGO 360[®] UT** has a unique, automatically locking safety device to prevent a sudden drop (patent pending). It guarantees permanent monitoring and is active during operation as well as during inactive moments without the user having to activate it.

In case of emergency, i.e. after failure of the load pressure brake and the consequent exceeding of a specified speed, the safety gear automatically gets activated. It safely absorbs the load after only 25-50 mm and thus prevents the creation of larger dynamic forces which could cause further damage.

Due to its intrinsically design, the device remains in a safe state even in the event of an error (e.g. rusted ratchet pawl, broken springs or other influences such as basic corrosion or dirt).

EXCELLENT CORROSION PROTECTION

A housing optimised for outdoor applications (incl. water drain openings on all sides) prevents stagnant water and the influence of moisture in extreme conditions (e.g. rain, fluctuations in temperature)

External components such as the chain guide and the stripper are zinc plated. Some of the internal moving parts such as the drive pinion, the ratchet pawl, the load chain wheel and the ratchet are MKS coated (Zinc flake coating)

PATENTED CRANK HANDLE

It guarantees the ideal power transmission for every application. Its foldable lever-handle enables a working range of 360 °, which increases productivity and reduces the risk of injury to the operator

DIRECTIONAL INDICATOR IN THE LEVER

A highly visible directional indicator located on the handle clearly shows the operating direction by means of arrow symbols.

EASY & SMOOTH FREE CHAINING

For quick take up and positioning of the slack chain – even with one hand. Designed not to accidentally free chain while under load.

BUILT TO LAST

Even with intensive use, the Yale **ERGO 360[®] UT** impresses with its lightweight aluminium housing and high-quality bearings. The durable and high-quality powder coating of the surface offers additional protection in harsh environmental conditions.

EASY-TO-INSPECT SWIVEL HOOKS

Forged Hooks and cast safety latches provide for a positive and secure load engagement, as they can yield without breaking. Bolt on hooks with nyloc nuts simplify the inspection process

OPTIONS

CHAIN STOP & CHAIN CLAW*

Optionally, the devices can be equipped with our proven and tested YKST chain stop or the KKL chain claw.

With both options, the Yale **ERGO 360[®] UT** does not need to be readjusted after the individual steps but is only required in neutral mode.


*The usage is based on each country's specific regulations.

SLIP CLUTCH (OVERLOAD DEVICE)

The slip clutch prevents damage to the unit, the handle rotates freely when hoist is overloaded. It reacts when the permissible load capacity is exceeded by 25%.

Units with internal load limiter feature a black hand wheel for easy identification.

STRUCTURE & FUNCTIONALITY OF THE AUTOMATIC SAFETY GEAR



PATENT PENDING
AUTOMATICALLY ACTING SAFETY GEAR
 DESIGNED FOR OPTIMAL EFFICIENCY & SAFETY

FUNCTION: NORMAL OPERATION

Speed < 0.5 m/s

The rocker pawl moves continuously along the contours of the cam disc and lock disc.

FUNCTION ABSORPTION

Speed > 0.5 m/s

As soon as the speed exceeds 0.5 m/s, the rocker pawl engages the lock disc and safely absorbs the load.



Yale **ERGO 360**[®] UT

CAPACITIES 1500 - 6000 KG

Utility!

FOR ALL CIRCUMSTANCES

THREE USEFUL CAPACITIES

FOR OPTIMAL APPLICABLE USE



Capacity
1500 kg

Shortest hook space (A min.) 375 mm

Handle pull at WLL

- crank lever handle operation

26.5 daN

- traditional lever operation

27.5 daN

Weight 9.8 kg



Capacity
3000 kg

Shortest hook space (A min.) 445 mm

Handle pull at WLL

- crank lever handle operation

36.0 daN

- traditional lever operation

41.0 daN

Weight 18.2 kg



Capacity
6000 kg

Shortest hook space (A min.) 563 mm

Handle pull at WLL

- crank lever handle operation

38.0 daN

- traditional lever operation

42.0 daN

Weight 29.9 kg

ERGONOMIC DESIGN DELIVERS OPTIMAL OPERATOR SAFETY



Hoist design allows the operator to work in a **safe and ergonomic** position.



Patented crank handle enables smooth 360° operation, **reducing repetitive wrist action** experienced with traditional ratchet lever hoists.



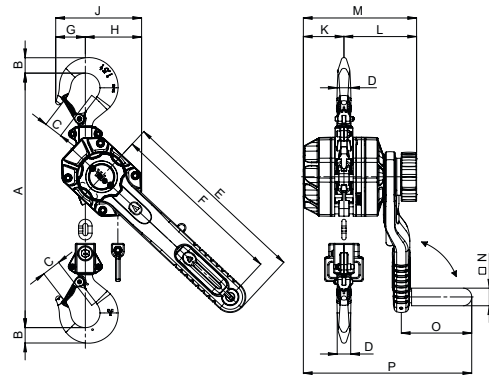
Double reduction gearing and high-quality bearings **decrease required pull force by up to 30%**, reducing operator fatigue.

Technical data YaleERGO 360® UT

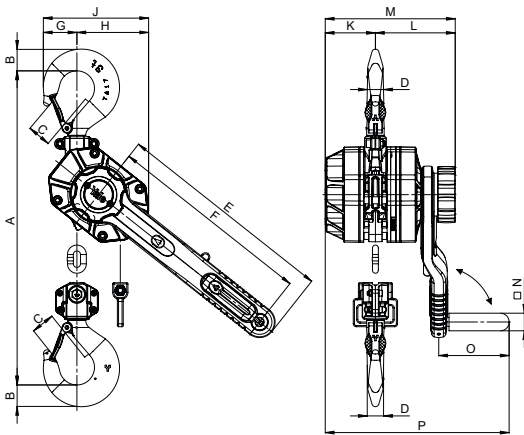
Model	Art-No.	Capacity kg	Number of chain falls	Chain dimensions d x p mm	Lift with one full lever turn mm	Handle pull at WLL daN	Weight at standard lift (1.5m) kg
YaleERGO 360 UT 1500	192069625	1500	1	7.1x21	21.7	26.5	9.8
YaleERGO 360 UT 3000	192069671	3000	1	10x28	20.1	36.0	18.1
YaleERGO 360 UT 6000	192071416	6000	2	10x28	10.1	38.0	29.8

Dimensions YaleERGO 360® UT

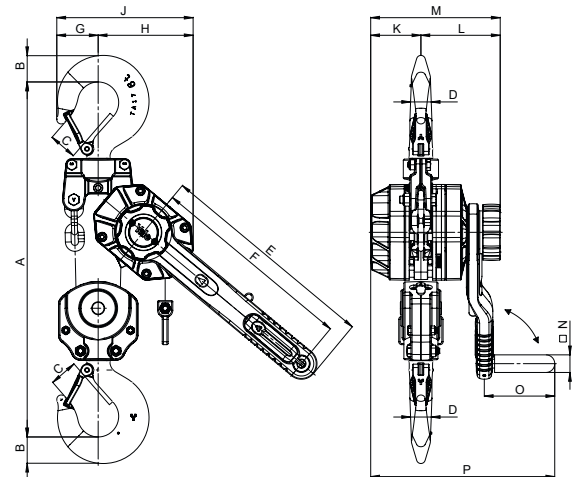
Model	YaleERGO 360 UT 1500	YaleERGO 360 UT 3000	YaleERGO 360 UT 6000
A min., mm	375	445	563
B, mm	26	37	45
C, mm	31	40	47
D, mm	21	28	35
E, mm	327	377	377
F, mm	300	350	350
G, mm	51	57	71
H, mm	96	123	162
J, mm	147	180	233
K, mm	69	86	86
L, mm	124	136	136
M, mm	193	222	222
N mm	30	30	30
O, mm	120	120	120
P, mm	287	314	314



YaleERGO 360® UT, 1500 kg, single fall



YaleERGO 360® UT, 3000 kg, single fall



YaleERGO 360® UT, 6000 kg, double fall

EXTREME CORROSION PROTECTION

Comprehensive corrosion protection measures of the individual components of the safety gear, tested during a salt spray test, guarantee the correct functioning of the safety gear even when used for a long time under unfavourable weather conditions. The illustration on the right shows the core components of the safety gear after the salt spray test with a test duration of 720 h.



OPTIONAL EQUIPMENT

In addition to the automatically running safety gear, the hand lever hoist can also be equipped with a chain stop or a chain claw.

YALE CHAIN STOP - SAFE & PROVEN

The Yale chain stop – Proven in use for more than 10 years!

Especially where oscillations and vibrations could cause the load chain to slip, chain stops can reliably increase safety! It can only guarantee optimal safety if it is positioned as close as possible to the housing of the device., so that the lowest possible dynamic occurs.

As an exceptional function, the YKST locks itself on the chain by means of spring force and can only be actively unlocked by a release mechanism. This prevents accidental loosening during operations.

The YKST was developed especially for the requirements in overhead line construction and was then dynamically tested by an independent body!



CHAIN CLAW - FAST & PRACTICAL

The chain claw - the simple alternative.

The KKL also offers the operator additional safety with dynamic loads!

Due to the lack of additional mechanical locking, the chain claw can be moved faster than the chain stop. It replaces the chain end piece and thus saves additional weight!

Here too, the attachment point should be as close to the housing as possible, for optimal safety.



INCREASED PRODUCTIVITY

Due to the automatic safety gear, a constant readjustment of the chain stop and the chain claw during the work process is not necessary anymore!

Fixing the chain with a chain stop is recommended if the device remains under load and unattended for a longer stretch of time, e.g. after interruptions of work or overnight



RATCHET LEVER HOIST WITH SAFETY GEAR - SECURITY WITH DYNAMIC FORCES



Overhead line construction



Aerial construction



Construction of contact lines



Positioning work with dynamic loads
Especially when using multi-fall chain slings (e.g. installation of turbines)

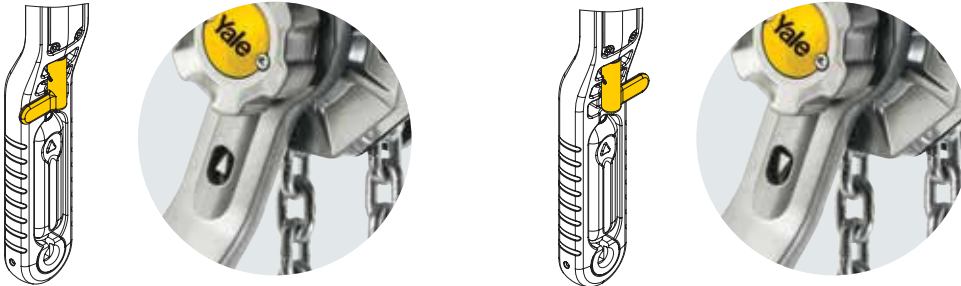


Cable car construction

EASY-TO-USE DIRECTIONAL CONTROL & FREE CHAINING

CONVENIENT DIRECTIONAL INDICATOR

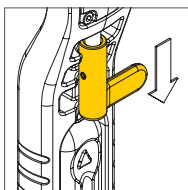
Easy-to-use, highly visible directional indicator window located in the handle clearly shows the operating direction as LIFTING (▲), LOWERING (▼) or NEUTRAL (N).



EASY & SMOOTH FREE CHAINING

Allows for quick take up and positioning of slack chain – even with one-handed use. Designed not to accidentally free chain while under load. Cast chain end stop allows the user to quickly position the chain in free-chaining mode and prevents it from entering the liftwheel and jamming the hoist.

In this mode of operation, the chain can be pulled through the hoist in either direction by hand for quick attachment to the load. To engage the free chaining feature, remove the load and move the directional lever to the neutral (N) position.



SAFE & SECURE SELECTOR LEVER LOCKS IN PLACE TO PREVENT ACCIDENTALLY SWITCHING.

Pull down on the selector lever to unlock it, turn it to the desired direction, and release it into the locking position.

EASIER MAINTENANCE & INSPECTION


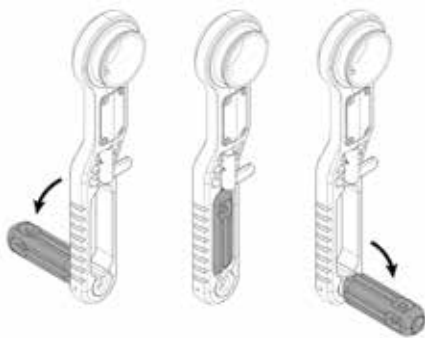
For quicker maintenance and lower repair costs, screws are set into the hoist body to protect them from potential damage.



THE REVOLUTIONARY CRANK HANDLE

CONSTRUCTION CONCEPT

- 360° rotation increases efficiency, allowing operators to work up to 12 times faster than with a conventional ratchet lever hoist.
- Operations requires 30 % less pull force.
- Easy and effective operation from any angle with handle that folds down and locks into position on either side of the lever.
- Design keeps the operator's body aligned with the load chain, reducing the risk of the twist effect – when a hoist twists around the chain. No need to use a second hand to stabilize the hoist.
- Operator can securely grip the grooved, no-slip handle, also under the influence of lubricants and dirt.
- Crank handle made of durable polyamide with a heavy-duty steel core for rugged use.



**DISTINCTIVE
(((CLICKING SOUND)))**

**ENSURES THE HANDLE
IS LOCKED INTO POSITION**

To return handle to upright position,
simply pull the handle outward
and snap into place inside the lever.

EASILY CHANGE YOUR GRIP TO SUIT THE APPLICATION

In addition to its conventional use, the Yale ERGO 360[®] UT ratchet lever hoist offers the user completely new and alternative applications. This gives operators ultimate flexibility.



Germany

COLUMBUS McKINNON Industrial Products GmbH*
 Yale-Allee 30
 42329 Wuppertal
 Phone: 00 49 (0) 202/69359-0
 Web Site: www.cmco.eu
 Web Site: www.yale.de
 E-mail: info.wuppertal@cmco.eu

COLUMBUS McKINNON Engineered Products GmbH*
 Am Silberpark 2-8
 86438 Kissing
 Phone: 00 49 (0) 8233 2121-777
 Web Site: www.cmco.eu
 Web Site: www.pfaff-silberblau.com
 E-Mail: sales.kissing@cmco.eu

Pfaff Verkehrstechnik GmbH*
 Am Silberpark 2-8
 86438 Kissing
 Phone: 00 49 (0) 8233 2121-4500
 Web Site: www.pfaff-silberblau.com
 E-Mail: verkehrstechnik@pfaff-silberblau.com

Austria

COLUMBUS McKINNON Hebeteknik GmbH*
 Gewerbepark, Wiener Straße 132a
 2511 Pfaffstätten
 Phone: 00 43 (0) 22 52/22 133-0
 Web Site: www.cmco-hebeteknik.at
 E-mail: zentrale@cmco.at

Switzerland

COLUMBUS McKINNON Switzerland AG
 Dällikerstraße 25
 8107 Buchs ZH
 Phone: 00 41 (0) 44 8 51 55 77
 Web Site: www.cmco.ch
 E-mail: info.buchs@cmco.eu

Italy

COLUMBUS McKINNON Italia S.r.l.
 Via 11 Settembre 26
 20023 Cerro Maggiore (MI)
 Phone: 00 39 (0) 331/57 63 29
 Web Site: www.cmco-italia.it
 E-mail: vendite@cmco.eu

Netherlands

COLUMBUS McKINNON Benelux B.V.
 Flight Forum 128 a
 5657 DD Eindhoven
 Phone: 00 31 (0) 40/3 03 26 81
 Web Site: www.cmco.eu
 E-mail: sales.nl@cmco.eu

France

COLUMBUS McKINNON France SARL*
 Zone Industrielle des Forges
 33 Rue Albert et Paul Thouvenin
 18108 Vierzon Cedex
 Phone: 00 33 (0) 248/71 85 70
 Web Site: www.cmco-france.com
 E-mail: sales.fr@cmco.eu

Great Britain

COLUMBUS McKINNON Corporation Ltd.**
 Knutsford Way, Sealand Industrial Estate
 Chester CH1 4NZ
 Phone: 00 44 (0) 1244 375375
 Web Site: www.cmco.eu
 E-mail: sales.uk@cmco.eu

Northern Ireland & Republic of Ireland

COLUMBUS McKINNON Corporation Ltd.
 1A Ferguson Centre
 57-59 Manse Road
 Newtownabbey BT36 6RW
 Northern Ireland
 Phone: 00 44 (0) 2890 840697
 Web Site: www.cmco.eu
 E-mail: sales.ni@cmco.eu

COLUMBUS McKINNON Ireland Ltd.

Unit 4, South Court
 Wexford Road Business Park
 Co. Carlow
 Phone: 00 353 (0) 59 918 6605
 Web Site: www.cmco.eu
 E-Mail: info.irl@cmco.eu

Spain & Portugal

COLUMBUS McKINNON Ibérica S.L.U.
 Ctra. de la Esclusa, 21 acc. A
 41011 Sevilla
 Phone: 00 34 954 29 89 40
 Web Site: www.cmiberica.com
 E-mail: informacion@cmco.eu

Poland

COLUMBUS McKINNON Polska Sp.z o.o.
 ul. Owsiana 14
 62-064 PLEWISKA
 Phone: 00 48 (0) 61 6 56 66 22
 Web Site: www.cmco-polska.pl
 E-Mail: kontakt@columbus-mckinnon.pl

Hungary

COLUMBUS McKINNON Hungary Kft.*
 Vásárhelyi út 5. VI ép
 8000 Székesfehérvár
 Phone: 00 36 (22) 880-540
 Web Site: www.cmco.hu
 E-mail: sales.hungary@cmco.eu

United Arab Emirates

COLUMBUS McKINNON Member STAHL CraneSystems FZE
 Warehouse RA 08/SC 08
 P.O. Box 261271
 Jebel Ali Free Zone
 Dubai, U. A. E.
 Phone: 00 971 4 8053 700
 Web Site Stahl: www.stahlcranes.com
 E-mail Stahl: infouae@stahlcranes.com
 Web Site CMCO: www.cmco.eu
 E-mail CMCO: sales.uae@cmco.eu

South Africa

CMCO Material Handling (Pty) Ltd.*
 P.O. Box 15557
 Westmead, 3608
 Phone: 00 27 (0) 31/700 43 88
 Web Site: www.cmcosa.co.za
 E-mail: sales@cmcosa.co.za

Yale Engineering Products (Pty) Ltd.

P.O. Box 4431
 Honeydew, 2040
 Phone: 00 27 (0) 11/794 29 10
 Web Site: www.yalejhb.co.za
 E-mail: info@yalejhb.co.za

Yale Lifting Solutions (Pty) Ltd.*

P.O. Box 592
 Magaliesburg, 1791
 Phone: 00 27 (0) 14/577 26 07
 Web Site: www.yale.co.za
 E-mail: sales@yalelift.co.za

Yale Lifting Solutions Industrial Division (Pty) Ltd

P.O.Box 19342
 Pretoria West, 0117
 Phone: 00 27 (0) 12/327 06 96
 Web Site: www.pfaffhoist.co.za
 E-mail: sales@pfaffhoist.co.za

Russia

COLUMBUS McKINNON Russia LLC
 ul. Marshala Govorova 35
 Building 4, liter 1, premises 16-N, office 413
 198095 St. Petersburg
 Phone: 007 (812) 322 68 38
 Web Site: www.cmco.ru
 E-mail: info@cmco.ru



Yale **ERGO 360**[®] UT

Handhebelzug mit
Fangvorrichtung

Utility!

